



wood

Wood Recovery Initiative

Save Money and the Environment

reDirect has been established to provide a closed loop wood recycling service. This service is affordable, efficient and completes a single source wood recovery solution.

We accept wood waste from applications such as particleboard and timber offcuts, frame and truss offcuts as well as pallets and crates. Please refer to our Acceptable and Unacceptable UWR Inputs.

By reclaiming materials that would otherwise go to landfill, you're reducing waste and preserving plantation forests, promoting sustainable materials while helping protect the environment for future generations.



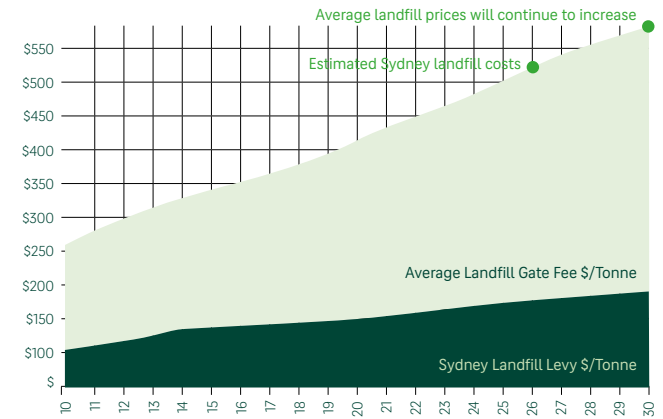
For more information scan the QR code or visit our website redirectrecycling.com.au

Recycle your Timbers

Turn Acceptable UWR into New Products



Sydney Landfill Costs 2010 - 2030



Source: reDirect landfill cost per tonne, historic and projected 2010- 2030
*25-30 incline without data



Drop Off

Bring your wood waste to one of our facilities:
21-25 Dunheved Circuit, St Marys
3B Williamson St, Ingleburn
Opening hours: 6am to 4pm
Payment: Via account or credit card



Bins

Book in one of our bins for your site:
Front lift bin - 2.2m³
Emptying of bin depends on your suburb or the type of service required
Hook lift bins - 15-20m³, 25-30m³
Drop off, removal and changeovers are done during customer's operating hours

Wood Waste Process Flow



Collection

Timber waste can be either: dropped off at a reDirect facility or; have bins supplied to your site and serviced once full



Processing

Waste is combined at the reDirect material recovery facility for processing



Sorting

Waste is sorted and processed efficiently using machinery



Re-purposing

Waste material is extracted and re-purposed



Manufacturing

The re-purposed material is manufactured into new and saleable products



Creating a Complete and Sustainable Loop



Recovered Urban Wood Recycling Residue Quality Control Plan

✓ Acceptable UWR Inputs

Particleboard and Timber Offcuts




Raw and melamine coated edged particleboard offcuts



Laminated particleboard offcuts and genuine veneer particleboard



Raw and genuine veneer plywood offcuts



Formply offcuts

Frame and Truss Offcuts



Bluepine (H2F) softwood offcuts and dockings



Glulam and LVL offcuts



Untreated/unused, sawn timber softwood and hardwood offcuts, timber shavings

Pallets and Crates



End of life pallets and dunnage



With light particleboard and/or EWP blocks



With plywood blocks



Heat treated



MB fumigated



Pallets and crates made from sawn timber and/or composite and plywood components

✗ Unacceptable UWR Inputs

Timber



MDF and sawdust



Hardboard/masonite, painted or unpainted



Window frames and doors



Demolition timber




CHEP and LOSCAM



Plastic wrap and fixed plastic pieces



Koppers logs, garden lattice and landscape/fencing timber



Mouldy, rotting, dark or contaminated pallets and timber



Contaminated Waste

- Raw and laminated MDF
- Hollow core doors (use MDF skins on either side)
- CCA treated (green) landscaping timbers
- Large hardwood sections hardwood (sleepers)
- Lacquered/polyurethane/stained timbers/lead based paints
- Lattice
- Any sawdust
- Heavy gauge metals and bolts (nails, screws, and staples are acceptable)
- Concrete and fibre cement
- Plastic all types including corrflute/perspex and pallets
- Sarking on imported packaging crates and pallets
- Glass
- Corboard
- Food Waste
- Chep and Loscam pallets
- Mouldy and rotten pallets
- Demolition timbers